


Building B




Cut out buildings along solid line.
Fold along edges, and fold down
roof tabs.
Rubber cement allowed to dry is
the recommended adhesive.
Feel free to print out and assemble
as many buildings needed for your
display.

THESE FILES MAY NOT BE HOSTED OR
SOLD IN ANY OTHER CONTEXT
You may link to them as you wish, but
they must remain as free downloads via
MillionairePlayboy.com
or AgeOwns.com

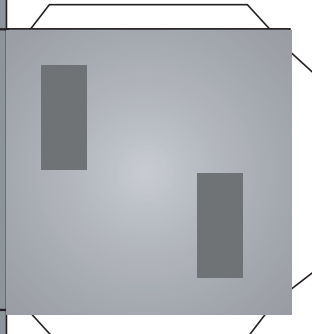
place glue on tabs



place glue here



place glue on tabs



place glue here

